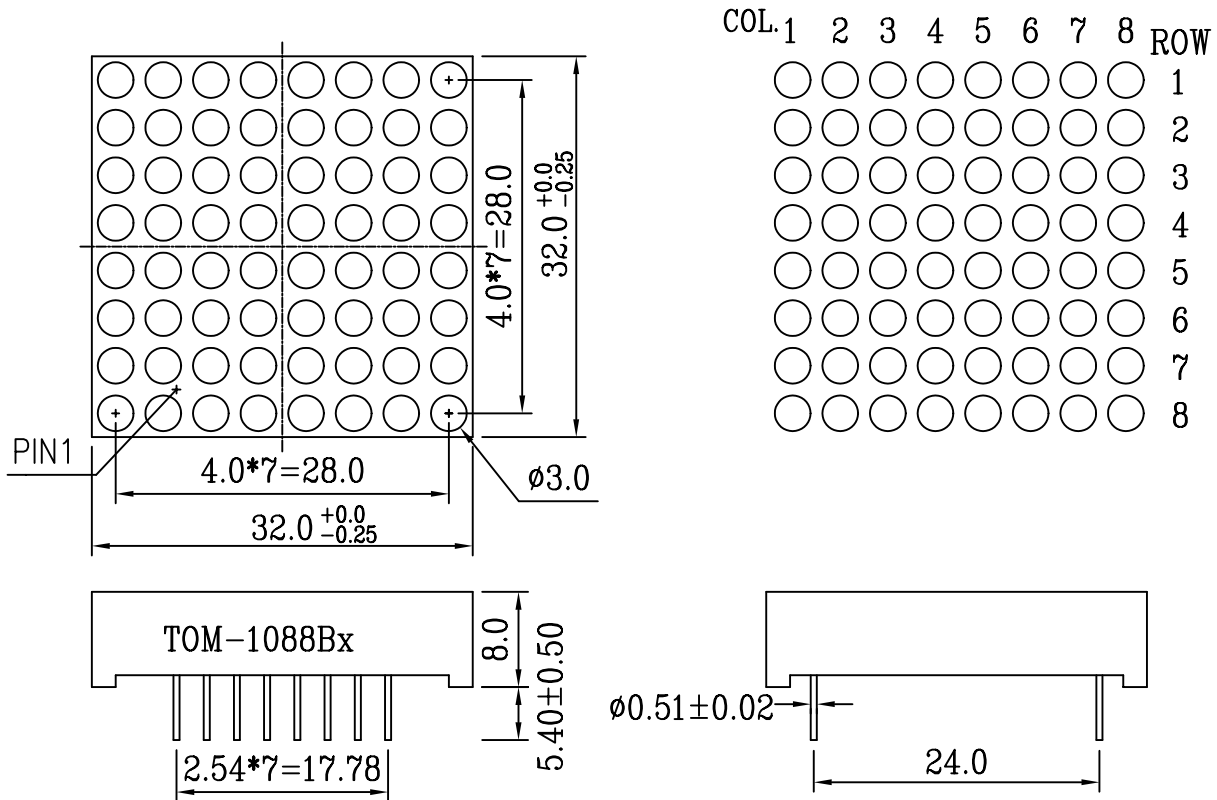


TAIWAN OASIS LED DATA SHEET

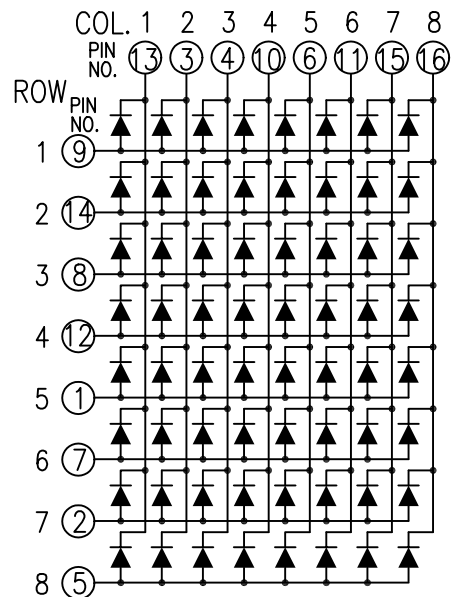
PART NO. : TOM-1088BMR-B

APPEARANCE			TECHNOLOGY	AlGaInP/GaAs
FACE	SEGMENT	PIN	SOURCE COLOR	Ultra-red
Black	White	ø0.51x10.28	DRIVER MODE	Row. Anode
			PACKING	Styrene Foam


PACKAGE DIMENSIONS



INTERNAL CIRCUIT DIAGRAM



DATE	08/15/01'	SCALE	1.5:1	TOLERANCE	± 0.25 ANGLE $\pm 1^\circ$	DRAWN	H.X.K	CHECKED	
UNIT	M/M	SHEET NO.	1/2	DRAWING NO.	S-1088BMR-B-A	CUSTOMER		APPROVED	



TAIWAN OASIS LED DATA SHEET

PART NO. : TOM-1088BMR-B

ABSOLUTE MAXIMUM RATINGS AT TA=25°C

PARAMETER	VALUE	UNITS
Power Dissipation Per Dot	60	mW
Peak Forward Current Per Dot (1/10 Duty Cycle, 0.1ms Pulse Width)	70	mA
Continuous Forward Current Per Dot	18	mA
Recommend Operating Current	12	mA
Reverse Voltage Per Dot	5	V
Operating Temperature Range	-25 to +85	°C
Storage Temperature Range	-30 to +85	°C
Lead Solder Temperature(1/10 Inch Below Seating Plane)	260°C for 3 sec.	

ELECTRICAL/OPTICAL CHARACTERISTICS AT TA=25°C

PARAMETER	SYMBOL	MIN.	TYP.	MAX.	UNITS	TEST CONDITION	GRADE
Luminous Intensity Per Dot	I _v	7988	9185	10383	ucd	I _F =10mA	N
Luminous Intensity Per Dot	I _v	10384	11941	13499	ucd	I _F =10mA	P
Luminous Intensity Per Dot	I _v	13500	15524	17549	ucd	I _F =10mA	R
Peak Emission Wavelength	λ _p		645		nm	I _F =20mA	
Spectral Line Half-Width	Δλ		22		nm	I _F =20mA	
Forward Voltage Per Dot	V _F	1.8	2.0	2.4	V	I _F =20mA	
Reverse Current Per Dot	I _R			100	μA	V _R =5V	
Luminous Intensity Matching Rate	I _v -m			2.0:1		I _F =20mA	

DATE	08/15/0'1	SCALE	————	TOLERANCE	————	DRAWN	H.X.K	CHECKED	
UNIT	————	SHEET NO.	2/2	DRAWING NO.	S-1088BMR-B-A	CUSTOMER		APPROVED	